

How To Make
YOUR OWN
ODDS LINES
—LIKE A PRO—



INTRODUCTION

There is only one way to make a profit from horse racing, or sports betting of any kind, and that's to get value odds.

Some bettors consider value odds to be a mythical creation. But this is only because nobody has explained what it means.

When you place a bet, you get odds for that bet. These can be represented fractionally or decimally. In fractions you may see something like $2/1$, while in decimals that would be represented as 3.00.

How they displayed won't affect you, as they mean the same thing.

$2/1$ (or 3.00) means that for every 1 you bet, if the bet wins you will get 2 back in profit.

By giving you odds, the bookmaker is telling you what chance they think the horse has of winning. Odds of $2/1$ tells us that the bookmaker thinks the horse has a 33% chance of winning.

Don't worry, we don't need to work that out.

A bookmaker has to provide odds on every single horse in the race, and their job is to try and make a profit whatever happens. As more people bet on the race, they change their odds to try and make sure that's what happens.

This is works to our advantage. If a bookmaker has to change the odds of our horse from 2/1 to 3/1, the new odds of 3/1 tells us that they now think the horse has a 25% chance of winning.

If we know that the horse has a higher chance of winning than 25%, then we have what is called a value bet. It is a bet where we are getting higher odds (3/1) than we should be.

When this happens, we place a bet.

Of course, we won't win every bet. Just because we have a value bet does not mean it will win.

What it means, is that mathematically you will make a profit over the long-term.


The difficulty is in knowing what a horses' chance of winning actually is and knowing when you've got a value bet or not.

Until now.

In your hands you have a seven-step guide to creating your own odds lines and knowing which are the strongest runners in a race, and when you've got a value bet or not.

This method was created by Eddie Lloyd and is a quick-to-follow method that can be used on any horse race in the world.

You can practice this technique in a zero-risk environment on the Race Advisor's LikeReal Racing platform at www.raceadvisor.co.uk and when you're ready, you can then start using it on live racing.



Michael Wilding

Creator of the Race Advisor

FACTORS FOR CREATING ODD LINES

Creating an odds line, also known as a tissue (yes really), is what you need to do if you want to find a value bet.

Without value, you're never going to be able to make a profit, which makes it **one of the most important things you will ever learn in your betting.**

In this guide, we're going to use a race at Windsor as an example of how you can construct your own odds lines.

First, we need to assign the factors we're going to use. In this example, we will use the following factors:

1. Performance over the last 3 runs (this is subjective)
2. Ground conditions
3. Weight carried compared to last time out or previous runs, dependent on going up or down in the weights
4. Class move compared to previous runs
5. Trainers current form
6. Jockey and trainer combined strike rate
7. Has the jockey won on this horse before?
8. Distance

These are the eight variables that we're going to consider for each horse, and dependent on the positives or negatives for each runner we will convert these into odds.

I would recommend that you begin with races that have small fields.

In my example, I have deliberately chosen a race with 7 runners.

We need to start our analysis somewhere, it doesn't matter where, but we choose to begin with the top weighted horse as the first horse we look at.

Windsor > 6th May 2019 > 14:00 | 14:35 | 15:10 | 15:45 | 16:20 | 16:55 | 17:30

Watch Sky Sports Racing In HD Handicap (0-75) (5) 3yo

Type: Flat Turf Class: 5 Goings: Good Distance: 1m 3f 99y Runners: 8 Ratings Selected: 10
 VDW Win: 56% VDW Place: 78% Prob. Pwr.: 2 Public Odds: 55

HORSE	TRAINER / JOCKEY	WEIGHT / OR	PR ODDS	VDW ODDS	BF ODDS	RR	5278 CFR	DSLGR	PFP	PFPL95	RNKSPDFGLRADJ	SPEED REGRESSION	AGL	AEEP	REGCLL	GRL10	RNKWH	CON
1 Summer Moon 2336-	M Johnston P McDonald	17% 0%	9-10 77	6.42	6.74	5.60 ↑	16	7	194	1499	1498		0.00			1	2	3.00
3 Luciferus 944-3	M Botti David Egan	- 0%	9-4 71	10.44	8.91	9.60	18	4		1501	1498	3	0.00	0.00		1	2	3.00
4 Mr Zoom Zoom 676-35	L McInnert R Havlin	- 17%	9-3 70	16.35	10.7	12.00 ↓	26	8		1497	1496	5	0.00	0.00		1	2	3.00
5 Hermocrates 952-16 BF	R Hannon T Marquand	33% 14%	9-2 69	7.23	5.37	11.50	10	1	119	1502	1498	2		4.86		2	1	3.00
6 Pop The Cork 3974-	Jonjo O'Neill Luke Morris	- 0%	9-1 68	14.02	8.37	19.00	15	6		1499	1497	1		0.00		2	2	3.00
7 Hummdinger 864-2 BF	A King J P Spencer	20% 33%	8-12 65	6.81	8.63	2.86 ↓	25	5	16	1500	1497	4	0.00	0.00		1	2	3.00
8 Tigerskin 07-9	R Beckett H Bentley	17% 44%	8-9 62	21.55	17.25	6.60	33	3		1497	1494	6				0	2	3.00

Showing 1 to 7 of 7 entries
[Add to Selections](#)

In our example, Summer Moon is the top weighted horse in the race.

To find the top weighted horse, you can either check the Cloth number (#1 is top weight) or use your Race Advisor Pro software to find the horse's weight.

As you can see above, Summer Moon is clearly top weight, and is carrying 9-10 (9 stone 10 pounds).

Alternatively, you could start with the favourite in the race, the favourite is the horse with the lowest (known as shortest) odds.

Start by writing the horse's name on a piece of paper, or if you use a spreadsheet software, put it into that.

You can see below an example of how I list each horse to find selections.

On the left-hand side, I put the list of factors we're considering. Under each horse's name we will put a plus or minus sign, depending on whether that factor is a positive or negative for the horse.

HORSE	SUMMER MOON	LUCIPHERUS	MR ZOOM ZOOM	HERMOCRATES	POP THE CORK	HUMMDINGER	TIGERSKIN
PERFORMANCE LAST 3 RUNS							
GROUND CONDITIONS							
WEIGHT CARRIED							
CLASS MOVE							

TRAINER							
JOCKEY							
JOCKEY ON HORSE							
DISTANCE							

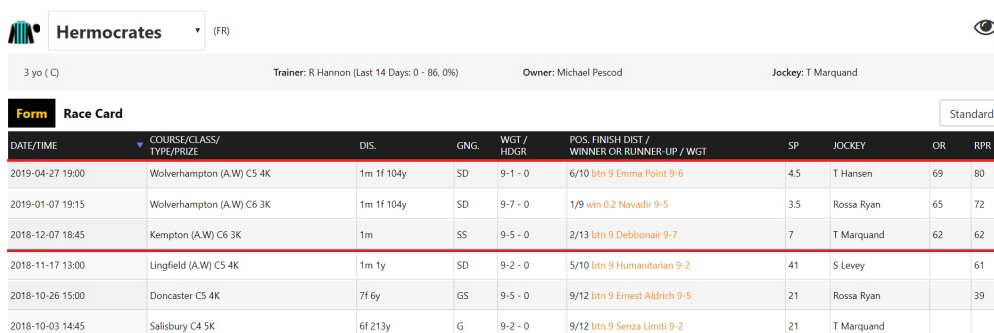
We need to go through each of the factors and determine which are negatives and which are positives.

I am going to begin with Hermocrates. He was the favourite two hours before the beginning of the race.

FACTOR 1: Performance Over Last 3 Runs

Clicking on the horse's name in the Race Advisor Pro software will bring up the horses racing history.

Doing this we can see Hermocrates' last three runs before this race:



DATE/TIME	COURSE/CLASS/ TYPE/PRIZE	DIS.	GNG.	WGT / HDGR	POS. FINISH DIST / WINNER OR RUNNER UP / WGT	SP	JOCKEY	OR	RPR
2019-04-27 19:00	Wolverhampton (A.W) C5 4K	1m 1f 104y	SD	9-1 - 0	6/10 <i>btn</i> 9 Emma Point 9-6	4.5	T Hansen	69	80
2019-01-07 19:15	Wolverhampton (A.W) C6 3K	1m 1f 104y	SD	9-7 - 0	1/9 <i>win</i> 0.2 Navadir 9-5	3.5	Rossa Ryan	65	72
2018-12-07 18:45	Kempton (A.W) C6 3K	1m	SS	9-5 - 0	2/13 <i>btn</i> 9 Debbonair 9-7	7	T Marquand	62	62
2018-11-17 13:00	Lingfield (A.W) C5 4K	1m 1y	SD	9-2 - 0	5/10 <i>btn</i> 9 Humanitarian 9-2	41	S Levey		61
2018-10-26 15:00	Doncaster C5 4K	7f 6y	GS	9-5 - 0	9/12 <i>btn</i> 9 Ernest Aldrich 9-5	21	Rossa Ryan		39
2018-10-03 14:45	Salisbury C4 5K	6f 213y	G	9-2 - 0	9/12 <i>btn</i> 9 Senza Limiti 9-2	21	T Marquand		

His 1st run of the last 3 runs, on 7 December 2018, he finished in second place but was 9 lengths behind the winner.

You can see how far a horse is behind a winner by the number that comes after the letters “*btn*”. These letters stand for Beaten and tell us by what distance this horse was beaten in horse lengths.

Nine lengths is a long way behind, and we would put this as a negative.

Anything more than 4 lengths behind the winner can be considered a negative. Between 2.5 and 4 lengths can be considered neutral, and less than 2.5 lengths can be considered a positive.

In his 2nd run, he won the race, which is obviously a major positive.



The 3rd run he faltered once again; finishing in sixth place some 9 lengths behind the winner. Perhaps the step up in class was too much. As today's race is a Class 5 as well, this would be a major concern.


You can see how quick and easy it is to determine which are the positives and negatives. For the first factor we have one positive and two negatives.

We'll come back to these at the end.

FACTOR 2: Ground Conditions

This time we look at the entire racing history for the horse and what ground conditions the horse has performed well on.

 **Hermocrates** (FR) 

3 yo (C) Trainer: R. Hannon (Last 14 Days: 0 - 86, 0%)  Owner: Michael Pescod Jockey: T Marquand

Form **Race Card** Standard ▾

DATE/TIME	COURSE/CLASS/ TYPE/PRIZE	DIS.	GNG.	WGT / HDGR	POS. FINISH DIST / WINNER OR RUNNER-UP / WGT	SP	JOCKEY	OR	RPR
2019-04-27 19:00	Wolverhampton (A.W) C5 4K	1m 1f 104y	SD	9-1 - 0	6/10 btn 9 Emma Point 9-6	4.5	T Hansen	69	80
2019-01-07 19:15	Wolverhampton (A.W) C6 3K	1m 1f 104y	SD	9-7 - 0	1/9 win 0.2 Navadir 9-5	3.5	Rossa Ryan	65	72
2018-12-07 18:45	Kempton (A.W) C6 3K	1m	SS	9-5 - 0	2/13 btn 9 Debbonair 9-7	7	T Marquand	62	62
2018-11-17 13:00	Lingfield (A.W) C5 4K	1m 1y	SD	9-2 - 0	5/10 btn 9 Humanitarian 9-2	41	S Levey		61
2018-10-26 15:00	Doncaster C5 4K	<small>Lingfield (A.W) C5 4K 1m 1y</small>	GS	9-5 - 0	9/12 btn 9 Ernest Aldrich 9-5	21	Rossa Ryan		39
2018-10-03 14:45	Salisbury C4 5K	6f 213y	G	9-2 - 0	9/12 btn 9 Senza Limiti 9-2	21	T Marquand		

The ground conditions are under 'GNG' which means Going. The abbreviations mean

- SD = Standard
- G = Good
- F = Firm
- GF = Good to Firm
- S = Soft



In Hermocrates' case, we see that his only career win is on Standard ground. He hasn't performed particularly well on Good, or Good to Soft, ground.

Today's race is on Good (G) ground. In his only race on this type of Going, he finished ninth, and he also finished ninth on Good to Soft.

In summary, his only race on Good ground, the same ground condition as today, he performed poorly. The closest other ground condition on Good to Soft, he also performed poorly.

This means we would view Hermocrates' performance on today's Going as a negative.

FACTOR 3: Weight Carried

 **Hermocrates** (FR) 

3 yo (C) Trainer: R Hannon (Last 14 Days: 0 - 86, 0%) **Owner: Michael Pescod** Jockey: T Marquand

Form **Race Card** Standard ▾

DATE/TIME	COURSE/CLASS/ TYPE/PRIZE	DIS.	GEN.	WGT / HDGR	POS. FINISH DIST / WINNER OR RUNNER-UP / WGT	SP	JOCKEY	OR	RPR
2019-04-27 19:00	Wolverhampton (A.W) C5 4K	1m 1f 104y	SD	9-1 - 0	6/10 <i>btn 9 Emma Point 9-6</i>	4.5	T Hansen	69	80
2019-01-07 19:15	Wolverhampton (A.W) C6 3K	1m 1f 104y	SD	9-7 - 0	1/9 <i>win 0.2 Navadir 9-5</i>	3.5	Rossa Ryan	65	72
2018-12-07 18:45	Kempton (A.W) C6 3K	1m	SS	9-5 - 0	2/13 <i>btn 9 Debbonair 9-7</i>	7	T Marquand	62	62
2018-11-17 13:00	Lingfield (A.W) C5 4K	1m 1y	SD	9-2 - 0	5/10 <i>btn 9 Humanitarian 9-2</i>	41	S Levey		61
2018-10-26 15:00	Doncaster C5 4K	7f 6y	GS	9-5 - 0	9/12 <i>btn 9 Ernest Aldrich 9-5</i>	21	Rossa Ryan		39
2018-10-03 14:45	Salisbury C4 5K	6f 213y	G	9-2 - 0	9/12 <i>btn 9 Senza Limiti 9-2</i>	21	T Marquand		

Hermocrates is carrying 9-2 (9 stone 2 pounds) today and has two previous races at the same weight. You can see where the horses' weight is in the WGT column.

Carrying the same weight as today he has had a ninth place and a fifth-place finish.

We can also see he's run a race carrying 9-1, and in this race, he finished sixth.

However... he has run well with more weight!

You can see above that this horse was progressing nicely until his last race on Wolverhampton's All-Weather surface. All Weather surfaces will be indicated by either (A.W.) or AWF after the course name.

Now we need to decide if the weight Hermocrates is running with today is a positive or negative for the horse.

Despite the horse having not performed well at similar weights, it has run good races carrying more weight. Logically, if a horse can run well carrying more weight, then they can run well with less weight.

With that in mind, he should be able to run well carrying 9-2, and we give him a positive for this section.

FACTOR 4: Class Move

Hermocrates (FR) 👁

3 yo (C) Trainer: R Hannon (Last 14 Days: 0 - 86, 0%) Owner: Michael Pescod Jockey: T Marquand

Form Race Card Standard ▾

DATE/TIME	COURSE/CLASS/ TYPE/PRIZE	DIS.	GNG.	WGT / HDGR	POS. FINISH DIST / WINNER OR RUNNER-UP / WGT	SP	JOCKEY	OR	RPR
2019-04-27 19:00	Wolverhampton (A.W) C5 4K	1m 1f 104y	SD	9-1 - 0	6/10 btn 9 Emma Point 9-6	4.5	T Hansen	69	80
2019-01-07 19:15	Wolverhampton (A.W) C6 3K	1m 1f 104y	SD	9-7 - 0	1/9 win 0.2 Navadir 9-5	3.5	Rossa Ryan	65	72
2018-12-07 18:45	Kempton (A.W) C6 3K	1m	SS	9-5 - 0	2/13 btn 9 Debbonair 9-7	7	T Marquand	62	62
2018-11-17 13:00	Lingfield (A.W) C5 4K	1m 1y	SD	9-2 - 0	5/10 btn 9 Humanitarian 9-2	41	S Levey		61
2018-10-26 15:00	Doncaster C5 4K	7f 6y	GS	9-5 - 0	9/12 btn 9 Ernest Aldrich 9-5	21	Rossa Ryan		39
2018-10-03 14:45	Salisbury C4 5K	6f 213y	G	9-2 - 0	9/12 btn 9 Senza Limiti 9-2	21	T Marquand		

Hermocrates is about to race in a class 5 race, which means we now want to look at how it performed in similar class races historically.

You can see what class of race each historical run was by looking at the number after the letter C (shown in the above image).

You can see that Hermocrates has previously raced in three class 5 races to date.

In these races, he has finished ninth, fifth, and sixth. But take note only one of these races was on turf, the others were on All Weather.

His only two good performances came in class 6 races, which means he's not raced a good race in a class 5 race, he gets a negative mark for this factor.

FACTOR 5: Trainer and Jockey

Windsor > 6th May 2019 > 14:00 | 14:35 | 15:10 | 15:45 | 16:20 | 16:55 | 17:30

Watch Sky Sports Racing In HD Handicap (0-75) (5) 3yo

Predicted Race Pace | True

Type: Flat Turf Class: 5 Going: Good Distance: 1m 3f 99y Runners: 8 Ratings Selected: 10
 VDW Win: 56% VDW Place: 78% Prob. Pwr.: 2 Public Odds: 55

HORSE	TRAINER / JOCKEY	WEIGHT/ OR	PR ODDS	VDW ODDS	BF ODDS	RR	5278 CFR	DSLGR	PFP	PFP195	RNKS P D F I G L R A D	SPEED REGRESSION	AGL	AEEPROCLL	GRL10	RNKWH	CON
1 Summer Moon 2336-	M Johnston P McDonald	17% 0%	9-10 77	6.42	6.74	5.30↓	16	7	194	1499	1498		0.00		1	2	3.00
3 Luciferus 944-3	M Betti David Egan	- 0%	9-4 71	10.44	8.91	9.40↑	18	4		1501	1498	3	0.00	0.00	1	2	3.00
4 Mr Zoom Zoom 676-35	L McClannet R Havlin	- 17%	9-3 70	16.35	10.7	12.00↓	26	8		1497	1496	5	0.00	0.00	1	2	3.00
5 Hermocrates 952-16 BF	R Hannon T Marquand	33% 14%	9-2 69	7.23	5.37	11.00	10	1	119	1502	1498	2		4.86	2	1	3.00
6 Pop The Cork 3974-	Jonjo O'Neill Luke Morris	- 14%	9-1 68	14.02	8.37	17.00↓	15	6		1499	1497	1	0.00		2	2	3.00
7 Hummdinger 864-2 BF	A King J P Spencer	33% 33%	8-12 65	6.81	8.63	3.15↑	25	5	16	1500	1497	4	0.00	0.00	1	2	3.00
8 Tigerskin 07-9	R Beckett H Bentley	17% 44%	8-9 62	21.55	17.25	6.60	33	3		1497	1494	6			0	2	3.00

Showing 1 to 7 of 7 entries

[Add to Selections](#)

Next we want to look at the trainer's current form. Luckily this is very simple, as you can see on the Race Advisor Pro race card above, Richard Hannon Junior has a win rate of 33%.

This percentage is based on the last fourteen days of horses racing for the trainer. Any win rate higher than 17% can be considered as a positive.

We also get the jockey's strike rate underneath the trainers. A strike rate of 14% is less than 17% and goes down as a negative.

FACTOR 6: Jockey Won on Horse Before

Hermocrates (FR)

3 yo (2016-03-26 g) Trainer: R Hannon (Last 14 Days: 8 - 68, 12%) Owner: Michael Pescod Type: Flat AW Jockey: T Hansen (Last 14 Days: 0 - 6, 0%)

Form **Race Card**

DATE/TIME	COURSE/CLASS/ TYPE/PRIZE	DIS.	GND.	WGT / HDGR	POS. FINISH DIST / WINNER OR RUNNER-UP / WGT	SP	JOCKEY	OR	RPR
2019-01-07 19:15	Wolverhampton C6 AWF 3K	1m 1f 104y	SD	9-7 -	1/10 win 0.2 Navadir 9-8	3.5	Rossa Ryan	65	72
2018-12-07 18:45	Kempton C6 AWF 3K	1m	SS	9-5 -	2/14 btm 0.5 Debbonair 9-7	7	Tom Marquand	62	62
2018-11-17 13:00	Lingfield C6 AWF 4K	1m 1y	SD	9-2 -	5/10 btm 14.75 Humanitarian 9-2	41	S Levey		61
2018-10-26 15:00	Doncaster C5 FLT 4K	7f 6y	GS	9-5 -	9/12 btm 11.88 Ernest Aldrich 9-5	21	Rossa Ryan		39
2018-10-03 14:45	Salisbury C4 FLT 6K	6f 213y	G	9-2 -	9/14 btm 20.95 Senza Limiti 9-2	21	Tom Marquand		

This factor is quite self-explanatory. If the horse has won a race with the same jockey riding it as is riding it today, then we put a positive down, otherwise we put down a negative.

You can see the jockey on the right-hand side of the horse history, as shown in the image above.

Here, we can see Tom Marquand has ridden Hermocrates twice. In one race he finished second, and the other he finished ninth.

No win means we put down a negative here for this horse.

FACTOR 7: Distance

Hermocrates (FR)

3 yo (C) Trainer: R Hannon (Last 10 days: 0 - 86, 0%) Owner: Michael Pescod Jockey: T Marquand

Form Race Card Standard ▾

DATE/TIME	COURSE/CLASS/ TYPE/PRIZE	DIS.	GNG.	WGT / HDGR	POS. FINISH DIST / WINNER OR RUNNER-UP / WGT	SP	JOCKEY	OR	RPR
2019-04-27 19:00	Wolverhampton (A.W) C5 4K	1m 1f 104y	SD	9-1 - 0	6/10 btn 9 Emma Point 9-6	4.5	T Hansen	69	80
2019-01-07 19:15	Wolverhampton (A.W) C6 3K	1m 1f 104y	SD	9-7 - 0	1/9 win 0.2 Navadir 9-5	3.5	Rossa Ryan	65	72
2018-12-07 18:45	Kempton (A.W) C6 3K	1m	SS	9-5 - 0	2/13 btn 9 Debbonair 9-7	7	T Marquand	62	62
2018-11-17 13:00	Lingfield (A.W) C5 4K	1m 1y	SD	9-2 - 0	5/10 btn 9 Humanitarian 9-2	41	S Levey		61
2018-10-26 15:00	Doncaster C5 4K	7f 6y	GS	9-5 - 0	9/12 btn 9 Ernest Aldrich 9-5	21	Rossa Ryan		39
2018-10-03 14:45	Salisbury C4 5K	6f 213y	G	9-2 - 0	9/12 btn 9 Senza Limiti 9-2	21	T Marquand		

The last factor is the distance. Here we want to check the horse's performance over similar distances to today's race.

Today's race is over 1 mile 3 1/2 furlongs, much further than in any previous race to date.

Looking at distances in previous races, which you can see in the DIS column in a horse's history, we can see that previously the longest race has been 1 mile 1 furlong.

Today's race is two and a half furlongs longer than the previous longest race, which is quite a significant distance. Anything more than one furlong can be considered to be significantly longer.

We don't know how this horse will perform over this distance because it's never run over a longer distance than 1 mile 1 furlong, which means that it goes down as a negative.

WHAT HAPPENS NEXT (AND THE FIGURES SO FAR!)

HORSE	SUMMER MOON	LUCIPHERUS	MR ZOOM ZOOM	HERMOCRATES	POP THE CORK	HUMMDINGER	TIGERSKIN
PERFORMANCE LAST 3 RUNS				NEGATIVE / POSITIVE / NEGATIVE			
GROUND CONDITIONS				NEGATIVE			
WEIGHT CARRIED				POSITIVE			
CLASS MOVE				NEGATIVE			
TRAINER				POSITIVE			
JOCKEY				NEGATIVE			
JOCKEY ON HORSE				NEGATIVE			
DISTANCE				NEGATIVE			

This gives us three positives and seven negatives.

We subtract the seven negatives from the three positives, giving us a total rating of four negatives for this horse, or -4.

Repeating this process for the other runners in the race would give you scores of:

- Summer Moon: 3
- Luciferus: 2
- Mr Zoom Zoom: -5

- Pop the Cork: -1
- Hummdinger: 1
- Tigerskin: -1

Having gone through the positives and negatives for each runner, it's time to create your odds line, or tissue, for the race.

Start by eliminating any horse that has a negative. The runners left are considered to be your contenders.

In this race that would leave you with three contenders. They would be:

1. Luciferus
2. Hummdinger
3. Summer Moon

With these runners, we'd put the horses in the order of points.

Summer Moon would be first with 3 points, meaning he is the favourite for us.

Followed by Luciferus with 2 points, and Hummdinger with 1 point.

CALCULATING THE HORSES CHANCE OF WINNING

Now calculate each runner's percentage chance of winning the race.

To do this you want to begin by adding together the total of all the ratings for the contenders on your list.

We would have:

$$3 + 2 + 1 = 6$$

Now divide each horse's individual score by the total of 6 we just worked out.

This gives us the following results:

Summer Moon: $3/6 = 0.50$

Luciferus: $2/6 = 0.33$

Hummdinger: $1/6 = 0.17$

The final step is to convert this number into a percentage. Luckily that is very easy.

We multiply the results from above by 100. It looks like this:

Summer Moon: $0.50 \times 100 = 50\%$

Luciferus: $0.33 \times 100 = 33\%$

Hummdinger: $0.17 \times 100 = 17\%$

WHAT DOES THIS MEAN?

It means, that based on our analysis of the race, Summer Moon has a 50% chance of winning!

In order to see if we have a value bet, we want to change the percentages of each horse winning into odds.

We do this by dividing the percentages by 100, like this:

Summer Moon: $100/50 = 2.00$

Luciferus: $100/33 = 3.33$

Hummdinger: $100/17 = 6.67$

Congratulations, you now have your own odds line, or tissue, for this race!

Using this we can place our bets depending on the odds available on the betting exchanges or with the bookmakers.

The Betfair Exchange odds that were available on these runners were as follows:

- **Summer Moon:** 4.10 (The race favourite) The odds on his horse touched 3.25 shortly before the off (race start time) after being 5.60 about two hours before the beginning of the race.
- **Luciferus:** 8.40
- **Hummdinger:** 4.60

Comparing the market with our odds line, we can see that we have outstanding value in the first two horses: Summer Moon and Luciferus.

However, there is no value in Hummdinger who is available at 4.60 but we think should be 6.67.

Based on your odds line and the value available in the market you can now determine how to bet in each race.

As an example...

70% of my stake would have gone on a win bet on Summer Moon

20% of my stake would have gone on a win bet on Luciferus.

10% of my bet would have been placed on an exacta with Summer Moon to win and Luciferus to come second. An exacta bet requires you to predict the results of first and second position.

The results for this race were:

15:10 Windsor ▶ Fast Cards
Mon 6 May 2019

14:00 | 14:35 | **15:10** | 15:45 | 16:20 | 16:55 | 17:30

Watch Sky Sports Racing in HD Handicap (Class 5)
1m 3f 99y, Good
7 Runners
Winner £3,752.00, 2nd £1,116.00, 3rd £558.00, 4th £300.00, 5th £300.00, 6th £300.00, 7th £300.00, 8th £300.00
Surface: Turf

Weighed In		Racecard	Result
Winning time: 2m 27.73s		Off time: 15:10:20	
1 st	1 Summer Moon (6) 3 9-10		9/4f
T: M Johnston J: P J McDonald op 11/4 tchd 3/1			
2 nd	5 4 Mr Zoom Zoom (7) 3 9-3		9/1
T: L McJannet J: R Havlin op 10/1 tchd 12/1			
3 rd	7 5 Hermocrates (5) 3 9-2		10/1
T: R Hannon J: Tom Marquand op 8/1			
4 th	2 7 Hummdinger (8) 3 8-12		7/2
T: A King J: J P Spencer op 3/1			

Summer Moon was an easy winner at an SP of 9/4.

Luciferus tailed off during the race and ended up finishing in fifth position.

It's also worth noticing that Hermocrates', who was the favourite when we created our odds line, drifted from odds of 2/1 all the way to 10/1. Showing that we had our prediction for this horse correct.

Of course, not every race will be a winning one like this.

However, what you now have in your hands is a seven-step process for creating an odds line.

This is a very powerful technique which can be applied to any race, anywhere in the world to enable you to find the strongest runners in the race and know which of those runners you should be betting on.