


Race Advisor
www.raceadvisor.co.uk



**SMALL FIELDS,
BIG WINNERS**

SMALL FIELDS

BIG WINNERS



1.

Eddie's Race Advisor Calculator

Have you ever clicked on a website to view the day's racing and found yourself completely overwhelmed by the number of races to choose from? It's not unusual to see 30+ races, and unless you're a professional horse racing tipster, you don't have time to go through them all. Then you have the sheer number of ultra-competitive races.

What If There Was a Way to Narrow Your Focus & Find Likely Contenders You Normally Wouldn't Think Of?

Better yet, what if someone else did the hard work for you and sent selections directly to your inbox?

That's what I intend to do with this unique method of finding possible winners. If you are a subscriber to this new service, you won't have to do a thing; the selections will be sent to your email daily. However, if you're curious as to how we come up with these contenders, read this detailed guide.

Calculating Winners & Dismissing Races

As you can see from the calculator, there are quite a lot of fields – six in fact – before you reach the total and the all-important rating. In this guide, I will show you how to find the most likely contenders in each race. As you will see, it is potentially time-consuming, but this ceases to be an issue once you subscribe to our daily tips. We do all the hard work for you!

Without further ado, let's start explaining!

Before we dive into the calculations, be sure you fulfil the following criteria when selecting races:

- **Handicaps only:** In my experience, handicap races are easier to analyse because you have a ton of information to hand in most cases. The horses are technically evenly weighted, the ratings

SMALL FIELDS, BIG WINNERS

are more accurate, and you can trust form that little bit more. In non-handicap events, strange occurrences happen far more often. This reduces your selections, but on the plus side, you can use this strategy on National Hunt, Flat, and All-Weather racing.

- **10 or fewer runners:** As this guide will make abundantly clear, races with a lot of runners will take far too long to analyse.
- **Use the Racing Post website:** It may be slow to load, but it is the best companion when using this strategy.

Here is the calculator that we use to determine the ratings.

HORSE	GOING	DISTANCE	COURSE	TYPE	WIN%	RTF%	CLASS	TOTAL	RATING	FRONT	MID-RUNNER	LAGGER
1	0	0	0	0	0	0	0	0	0	0	0	0
2	0	0	0	0	0	0	0	0	0	0	0	0
3	0	0	0	0	0	0	0	0	0	0	0	0
4	0	0	0	0	0	0	0	0	0	0	0	0
5	0	0	0	0	0	0	0	0	0	0	0	0
6	0	0	0	0	0	0	0	0	0	0	0	0
7	0	0	0	0	0	0	0	0	0	0	0	0
8	0	0	0	0	0	0	0	0	0	0	0	0
9	0	0	0	0	0	0	0	0	0	3	1	0
10	0	0	0	0	0	0	0	0	0	1	0	3
11	0	0	0	0	0	0	0	0	0	0	0	0

The most significant column is the Rating one which is helpfully highlighted in blue. The horses with the highest ratings are the ones we perceive as contenders. The calculator's default setting is all zeros, and if a horse does not score in a particular category, simply leave it alone and move on to the next table.

Example #1 – National Hunt Racing

Explaining the tables: going, distance and course

This is probably the easiest aspect of the guide because you're just adding the information you find in the Stats section of the Racing Post, which you'll find at the bottom of the race card.

Before you do anything else, make sure you click on the 'No.' part of the card to ensure the horses are all in numerical order. This makes it easier to input your data into the calculator. This race meets the criteria as it is a Class 5 Handicap Chase race with six runners. ►

SMALL FIELDS, BIG WINNERS

Wincanton 2:20 2:55 3:25 3:55 4:30 5:05 Choose Race Winner: £4,549
 Runners: 6 (MAX 18)
 Going: Good To Firm
 No. of fences: 17
 EW Terms:

4:30 Wincanton

19 OCT 2018 RUK

2m4f (2m4f35y) Smarkets £50 Risk Free On Racing Handicap Chase (Class 5) (4yo+ 0-100)

Card **Pro Card** At-a-glance Odds Live ?

Predictor Settings SELECT BOOKMAKER

BEST ODDS ▼

NO. FORM	HORSE	AGE	WGT OR	JOCKEY ALLOWANCE TRAINER RTF%	TS RPR	ODDS
1 043P3P	Mr Satco p ♀	10	12-1 102	J: Nick Scholfield T: Chris Down	94 106	14/1
3 6629-1	Beau Sancy w ² tp ♀	6	11-11 98	J: Gavin Sheehan T: ² Oilly Murphy ⁵⁰	91 106	5/6
4 14-297	Norse Light tv ♀	7	11-7 94	J: Sam Twiston-Davies T: David Dennis ⁵⁰	- 111	13/2
5 80F654	Djarkevi ht ♀	5	11-8 93	J: Aidan Coleman T: Charlie Longsdon ³³	80 112	15/2
6 6P-640	Polo The Mumm htp ¹ ♀	8	11-0 87	J: Miss Hannah Welch ⁷ T: ² Alexandra Dunn ²³	- 112	12/1
7 345366	Irish Thistle p ♀	11	10-0 73	J: Mr Shane Quinlan ⁷ T: Dai Williams	65 111	16/1
NR -4N147	Turban ♀	11	11-12 99	J: T: Paul Henderson	68 107	

As you can see from this card, it appears to be a one-horse race on paper. Beau Sancy, horse #3, is the clear odds-on favourite. Indeed, the best odds available is a measly 5/6. The second favourite is available at a massive 13/2. This is an interesting race to analyse because it lets us know if we have a false favourite or not.

Finding the Going, Distance, and Course calculations you need to add to the calculator is easy enough. Go below the Comments section and click on 'Stats.' Information about the horses, trainers, and jockeys are available to see.

BY HORSE	GOING	DISTANCE	COURSE
Turban	0 - 0	-	2 - 17 12% 0 - 2 0%
Irish Thistle	0 - 1	0%	0 - 15 0% 0 - 0 -
Mr Satco	2 - 5	40%	3 - 14 21% 1 - 2 50%
Norse Light	0 - 2	0%	2 - 11 18% 0 - 2 0%
Polo The Mumm	1 - 3	33%	1 - 9 11% 0 - 1 0%
Beau Sancy	0 - 0	-	1 - 4 25% 0 - 0 -
Djarkevi	0 - 1	0%	0 - 3 0% 0 - 0 -

> [Statistical breakdown by race type](#)

NOTE: Statistics shown are for the last five seasons at this course

Let's look at the Going, Distance, and Course ratings of all six horses:

- **#1 Mr. Satco:** Scores 2 for Going, 3 for Distance, and 1 for Course.
- **#2 Non-Runner:** We leave the everything blank as *Turban* is a non-runner.
- **#3 Beau Sancy:** Scores 0 for Going, 1 for Distance, and 0 for Course.
- **#4 Norse Light:** Scores 0 for Going, 2 for Distance, and 0 for Course.

SMALL FIELDS, BIG WINNERS

- **#5 Djarkevi:** Scores 0 for all three criteria.
- **#6 Polo the Mumm:** Scores 1 for Going, 1 for Distance, and 0 for Course.
- **#7 Irish Thistle:** Scores 0 for all three criteria.

As a result, the calculator looks like this:

HORSE	GOING	DISTANCE	COURSE	TYPE	WIN%	RTF%	CLASS	TOTAL	RATING	FRONT	MID-RUNNER	LAGGER
1	2	3	1	0	0	0	0	0	6	54.54545455	0	0
2	0	0	0	0	0	0	0	0	0	0	0	0
3	0	1	0	0	0	0	0	0	1	9.090909091	0	0
4	0	2	0	0	0	0	0	0	2	18.18181818	0	0
5	0	0	0	0	0	0	0	0	0	0	0	0
6	1	1	0	0	0	0	0	0	2	18.18181818	0	0
7	0	0	0	0	0	0	0	0	0	0	0	0
8	0	0	0	0	0	0	0	0	0	0	0	0
9	0	0	0	0	0	0	0	0	0	3	1	0
10	0	0	0	0	0	0	0	0	0	1	0	3
11	0	0	0	0	0	0	0	0	0	0	0	0

There is a rating for four of the horses, but we're only getting started. Mathematicians may notice that the combined score in the Rating section is 100. However, we are not going to bore you with the complexities of how we attain our ratings. Instead, follow these instructions, or subscribe to the guide, and benefit from high-quality selections.

Type & Win %

In this case, the race type is a 'Chase' event, which means runs in Hurdle and NH Flat events are irrelevant. As you know, horses have very different Chase and Hurdle ratings. For Flat handicap races that meet the criteria, ignore All-Weather races, and for AW races, ignore Flat runs!

In this case, we need to find out how many wins each horse has achieved in NH Chase races. For this, we click on the horse's name and reveal their record. Next, click on 'Chase' to show their performance in this Type of race.

WW

1. Mr Satco (IRE) ▼

Track Horse

10yo (24Jun08 b g) Sire **Mr Combustible** (IRE)
 Trainer **Chris Down** (Last 14 days: 0-1, 0%) Dam **Sattin** (IRE)
 Owner **Little Loxbrook Babes And Bays** Dam's Sire **Satco** (FR) (15f)
 R O Oliver until 16 Aug 2018 Breeder **Lillian Mahon**
 D McCain Jnr until 3 Mar 2015

DECLARED Today 4:30 Wincanton 2m4f Jockey **Nick Scholfield** (Last 14 days: 1-12,8%) RPR 106
 Comment Has won over C&D on fast ground (hunter chase); yet to win a handicap

Form Entries Stats Quotes Pedigree Sales Notes ?

Race Record Jumps placings: 571/13415/613338/256/16P31/28P-3043P3P

LIFETIME RECORD	RUN S	WIN S	2ND S	3RD S	WINNINGS	EARNINGS	OR	BEST T S	BEST RPR
Chase X	20	3	2	6	£6,706	£12,321	102	95	121
Hurdle	3	1	0	0	£3,249	£3,249	102	58	120
NHF	3	1	0	1	£2,599	£2,828	—	92	110
PTP	6	1	0	1	—	—	—	—	87
Rules Races	26	5	2	7	£12,555	£18,398	—	—	—

Form - Chase Non-Runner Info Breaks (50+ days) My Rating

DATE	COURSE / CLASS / TYPE / PRIZE	DIST.	GN.	WGT / HDGR	POS. FINISH DIST / WINNER OR RUNNER-UP / WGT	SP	JOCKEY	OR	T S	RPR
▶ 10 Sep 18	Newton Abbot C5HcCh 5K	3m2f	Gd	12-0 p	PU/13 Bermeo 9-13	7/1	P Fuller	102	—	0
▶ 22 Aug 18	Worcester C5HcCh 3K	2m7f	Gd	12-4 p	3/8 btn 4¼L Meroers Court 11-11	9/2	N Scholfield	102	95	107
▶ 06 Aug 18	Newton Abbot C5HcCh 5K	3m2f	GF	12-0 p	PU/13 Little Windmill 11-7	13/2	R Johnson	102	—	0
▶ 26 Jul 18	Worcester C4HcCh 5K	2m7f	Gd	11-9 p	3/12 btn 7¼L Cruising Bye 11-2	16/1	R Johnson	102	80	107
▶ 26 Jun 18	Newton Abbot C4HcCh 5K	2m5f	Gd	11-2 p	4/7 btn 15L Not A Role Model 11-7	8/1	R Johnson	105	85	104
▶ 16 May 18	Newton Abbot C4HcCh 5K	2m5f	Gd	11-8 p	3/6 btn 30L Moorlands Jack 10-13	16/1	J Davies	114	77	96
▶ 09 Jun 17	Stratford C4HcHntCh 5K	2m5f	Gd	11-10 p	8/8 btn 36L Curraigflemens 10-9	3/1	Mr M Woodward ⁵	119	12	94

SMALL FIELDS, BIG WINNERS

As we can see from Mr. Satco, he has three Chase wins in his career so far. Calculating the win percentage is easy enough, although you may need a calculator. Mr. Satco has won three out of his 20 Chase races for a win rate of 15%. In our calculator, we add three for #1 under Type and 15 under the Win % section.

HORSE	GOING	DISTANCE	COURSE	TYPE	WIN%	RTF%	CLASS	TOTAL	RATING	FRONT	MID-RUNNER	LAGGER
1	2	3	1	3	15	0	0	24	82.75862069	0	0	0
2	0	0	0	0	0	0	0	0	0	0	0	0
3	0	1	0	0	0	0	0	1	3.448275862	0	0	0
4	0	2	0	0	0	0	0	2	6.896551724	0	0	0
5	0	0	0	0	0	0	0	0	0	0	0	0
6	1	1	0	0	0	0	0	2	6.896551724	0	0	0
7	0	0	0	0	0	0	0	0	0	0	0	0
8	0	0	0	0	0	0	0	0	0	0	0	0
9	0	0	0	0	0	0	0	0	0	3	1	0
10	0	0	0	0	0	0	0	0	0	1	0	3
11	0	0	0	0	0	0	0	0	0	0	0	0

We must go through the full card and find out the requisite figures for all six runners. For instance, Beau Sancy has 1 Chase win so far from four races, for a win percentage of 25%. We enter one under Type, and 25 under Win %. Here is what the calculator looks like when I'm finished.

HORSE	GOING	DISTANCE	COURSE	TYPE	WIN%	RTF%	CLASS	TOTAL	RATING	FRONT	MID-RUNNER	LAGGER
1	2	3	1	3	15	0	0	24	34.66705186	0	0	0
2	0	0	0	0	0	0	0	0	0	0	0	0
3	0	1	0	1	25	0	0	27	39.00043334	0	0	0
4	0	2	0	1	7.69	0	0	10.69	15.44128268	0	0	0
5	0	0	0	0	0	0	0	0	0	0	0	0
6	1	1	0	0	0	0	0	2	2.888920988	0	0	0
7	0	0	0	1	4.54	0	0	5.54	8.002311137	0	0	0
8	0	0	0	0	0	0	0	0	0	0	0	0
9	0	0	0	0	0	0	0	0	0	3	1	0
10	0	0	0	0	0	0	0	0	0	1	0	3
11	0	0	0	0	0	0	0	0	0	0	0	0

As you can plainly see, it is not a high-quality race!

RTF% & Class

Finding the RTF is a simple task. All you have to do is look for a figure on the right-hand side of the trainer's name. For instance, Beau Sancy's trainer, Olly Murphy has '50' beside his name. This means his horses Run to Form 50% of the time. Some trainers won't have this figure because they are just starting the season, or have not trained a horse to run in a race in several months.

For the purposes of our calculator, we place 50 under the RTF% section beside #3, Beau Sancy.

The Class figure relates to the Class of race that a horse has won. You add a point for every race a horse has won at the Class of today's race. They get an extra point for each race they have won that is a Class **above** today's race. For example, if any horse has previously won a Class 4 Chase, they would get 2 points because it is a level above today's Class 5 event.

They would only get 2 points for a Class 3 or Class 2 win as well. Why? In all likelihood, a horse with a career win two grades above today's race means the win probably happened a long time ago. Such horses are usually on a long downward slide and are subject to 'Time Decay' which means big wins from a long time ago are not too relevant to existing races.

Also, you give 0 points if a horse has won a race at a Class below today's event. Therefore, you give 0 points for any Chase win at Class 6 for this particular race. ▶

SMALL FIELDS, BIG WINNERS

Race Record Jumps placings: 571/13415/613338/256/16P31/28P-3043P3P

LIFETIME RECORD	RUNS	WINS	2NDS	3RDS	WINNINGS	EARNINGS	OR	BEST TS	BEST RPR
Chase X	20	3	2	6	£8,706	£12,321	102	95	121
Hurdle	3	1	0	0	£3,249	£3,249	102	58	120
NHF	3	1	0	1	£2,599	£2,828	—	92	110
PTP	6	1	0	1	—	—	—	—	87
Rules Races	26	5	2	7	£12,555	£18,398	—	—	—

Form - Chase

Non-Runner Info Breaks (50+ days) My Rating

DATE	COURSE / CLASS / TYPE / PRIZE	DIST.	GN.G.	WGT / HDGR	POS. FINISH DIST / WINNER OR RUNNER-UP / WGT	SP	JOCKEY	OR	TS	RPR
10 Sep 18	Newton Abbot C5HcCh 5K	3m2f	Gd	12-0 p	PU/13 Bermeo 9-13	7/1	P Fuller	102	—	0
22 Aug 18	Worcester C6HcCh 3K	2m7f	Gd	12-4 p	3/8 btn 4¼L Mercers Court 11-11	9/2	N Scholfield	102	95	107
06 Aug 18	Newton Abbot C5HcCh 5K	3m2f	GF	12-0 p	PU/13 Little Windmill 11-7	13/2	R Johnson	102	—	0
26 Jul 18	Worcester C4HcCh 5K	2m7f	Gd	11-9 p	3/12 btn 7¼L Cruising Bye 11-2	16/1	R Johnson	102	80	107
26 Jun 18	Newton Abbot C4HcCh 5K	2m5f	Gd	11-2 p	4/7 btn 15L Not A Role Model 11-7	8/1	R Johnson	105	85	104
16 May 18	Newton Abbot C4HcCh 5K	2m5f	Gd	11-5 p	3/8 btn 30L Moorlands Jack 10-13	16/1	J Davies	114	77	96
09 Jun 17	Stratford C4HntCh 5K	2m5f	Gd	11-10 p	8/8 btn 36L Curraigflemens 10-9	3/1	Mr M Woodward ⁵	119	12	94
16 May 17	Warwick C6HntCh 2K	2m4f	GS	11-13 p	2/4 btn 1L Rebel Rebellion 11-7	5/1	Mr M Woodward ⁵	112	63	121
11 Apr 17	Exeter C6HntCh 2K	2m3f	Gd	11-11 p	1/10 by 6L Lord Ben 11-7	5/1	Mr M Woodward ⁵	110	91	121
25 May 16	Newton Abbot C4HcCh 5K	2m5f	Gd	11-1 h	6/10 btn 53L Gentleman Jon 11-12	8/1	G Hawkins ³	112	58	90
10 May 16	Wincanton C6HntCh 1K	2m4f	GF	11-5 h	1/6 by 6L Never Complain 11-11	3/1	Mr M Woodward ⁵	105	19	121
30 Mar 16	Exeter C6HntCh 1K	2m3f	Sft	11-11 h ¹	6/9 btn 21L Big Fella Thanks 11-9	16/1	Mr M Woodward ⁵	110	50	104
30 May 15	Stratford C4HcCh 4K	2m5f	Gd	11-4 hp	5/8 btn 67L Sporting Boy 11-12	9/2	J Davies	112	42	62
12 May 15	Wincanton C6HntCh 1K	2m4f	GF	11-9 hp ¹	2/7 btn 5L Parkam Jack 11-3	5/1	Mr M Woodward ⁵	118	88	118
09 Mar 15	Stratford C6NvHntCh 2K	2m3½f	GS	11-13 p	8/14 btn 58L Bound For Glory 11-9	8/1	Mr M Woodward ⁵	120	43	79
19 Sep 14	Newton Abbot C4NvCh 4K	2m5f	Gd	11-5	3/3 btn 76L Azure Fly 10-12	5/1	J M Maguire	125	39	67
03 Sep 14	Southwell C4NvCh 4K	3m	Gd	11-6	3/3 btn 13¼L George Fernbeck 11-0	11/4	W Renwick	125	71	120
16 Aug 14	Market Rasen C3NvCh 6K	2m3f	Gd	11-6	3/5 btn 34L Ainsy Fideles 10-10	9/2	N Fehily	125	73	85
21 Jul 14	Cartmel C4Ch 4K	2m5f	GF	11-9	1/7 by 5L Fantasy King 11-9	3/1	W Renwick	125	71	120
22 Jun 14	Worcester C4NvCh 4K	2m7f	GF	10-12	6/10 btn 52+L Herony 10-12	16/1	S Twiston-Davies	—	24	72

The above screenshot looks at Mr. Satco's Chase career record. He has won two Class 6 events which means 0 points, and a Class 4 event, which is 2 points. Beau Sancy's sole Chase win was in a Class 5 event which means 1 point. Irish Thistle gets 2 points for a Class 3 win but 0 points for his win in an Irish event because it does not correspond to the UK Class system of racing.

Here is what the final calculator looks like:

HORSE	GOING	DISTANCE	COURSE	TYPE	WIN%	RTP%	CLASS	TOTAL	RATING	FRONT	MID-RUNNER	LAGGER
1	2	3	1	3	15	0	2	26	11.24421572	0	0	0
2	0	0	0	0	0	0	0	0		0	0	0
3	0	1	0	1	25	50	1	78	33.73264715	0	0	0
4	0	2	0	1	7.69	50	1	61.69	26.67906414	0	0	0
5	0	0	0	0	0	33	0	33	14.27150456	0	0	0
6	1	1	0	0	0	23	0	25	10.81174588	0	0	0
7	0	0	0	1	4.54	0	2	7.54	3.260822558	0	0	0
8	0	0	0	0	0	0	0	0		0	0	0
9	0	0	0	0	0	0	0	0		0	0	0
10	0	0	0	0	0	0	0	0		0	0	0
11	0	0	0	0	0	0	0	0		0	0	0

In the end, our table shows that **Beau Sancy** has justified his favouritism with a rating of 33.73. If you are looking for value, our second favourite Norse Light is also second on the rating board. He is not a million miles behind with 26.67, and it is unlikely that any of the rest will challenge the first two; at least according to the ratings. ▶

< 4:30 > Wincanton

19 Oct 2018

Smarmets £50 Risk Free On Racing Handicap Chase

(Class 5) (0-100, 4yo+) (2m4f35yds) 2m4f Good To Firm 17 fences


1st £4,548.60 2nd £1,335.60 3rd £667.80 4th £350 5th £350 6th £350 7th £350

Full Race Replay

Closing Stages Replay

Pedigrees

Comments

Result	Analysis	My Ratings	Past Winners							
POS.	HORSE / SP	JOCKEY	TRAINER	AGE	WGT	OR	TS	RPR	MR	
< 1	 3. Beau Sancy (FR) 8/11F	J: Gavin Sheehan T: Olly Murphy		6	11-11 w ² tp	98	-	-	-	
Tracked leaders, challenging when not fluent 3 out, hit 2 out, ridden to lead when not fluent last, soon headed, driven to lead towards finish, all out (op 4/5 tohd 4/6)										
< 2	nk  1. Mr Satco (IRE) 7/1	J: Nick Scholfield T: Chris Down		10	12-1 p	102	-	-	-	
Led, joined 3 out, soon ridden, headed between last 2, led soon after last, kept on, headed towards finish (op 8/1 tohd 9/1)										
< 3	12 [12¼]  5. Djarkevi (FR) 11/2	J: Aidan Coleman T: Charlie Longsdon		5	11-8 ht	93	-	-	-	
Raced keenly, held up in touch, jumped left, headway into 3rd when hit 2 out, soon ridden, stayed on same pace (op 8/1 tohd 5/1)										
< 4	5 [17¼]  7. Irish Thistle (IRE) 16/1	J: Mr Shane Quinlan ⁷ T: Dai Williams		11	9-7 p	73	-	-	-	
Tracked leader, ridden after 13th, kept on same pace from 3 out (op 14/1 tohd 20/1)										
< 5	4½ [21¼]  4. Norse Light 8/1	J: Sam Twiston-Davies T: David Dennis		7	11-7 tv	94	-	-	-	
Tracked leaders, ridden after 3 out, soon one pace (op 6/1)										
< 6	1¾ [23¼]  6. Polo The Mumm (FR) 12/1	J: Miss Hannah Welch ⁷ T: Alexandra Dunn		8	10-7 htp ¹	87	-	-	-	
Held up last pair in touch, pushed along 11th, ridden after 4 out, one pace from next (op 10/1 tohd 14/1)										

The above is the final result of the race. Beau Sancy just did enough to win, beating Mr. Satco by a neck; with the rest of the field a mile behind. Mr. Satco only finished fourth in the calculator. However, it still ascertained that the favourite was the likely winner. This won't be the case with every race.

Example #2 – All-Weather Racing

Let's do another example; an All-Weather race from Newcastle. This will take a little more time because there are nine runners. It is another Class 5 race so bear this in mind. **Counter Spirit** is the 15/8 favourite but is he worth your money? ▶

SMALL FIELDS, BIG WINNERS

Newcastle (AW) 5:10 5:45 6:15 6:45 7:15 7:45 8:15 8:45

Choose Race

Winner: £3,752

Runners: 9 (MAX 14)

Going: Standard

Stalls: Centre

EW Terms:

6:45 Newcastle (AW) TAPETA

19 OCT 2018 ATR

1m (1m5y) designs.uk.net Fillies' Handicap (Class 5) (3yo+ 0-75)

[Card](#)
[Pro Card](#)
[At-a-glance](#)
[Odds](#)
[Live](#)
?

Predictor Settings SELECT BOOKMAKER

BEST ODDS ▾

NO. DRAW FORM	HORSE	AGE	WGT OR	JOCKEY ALLOWANCE TRAINER RTF%	TS RPR	ODDS
1 ⁽³⁾ 723121	Counter Spirit ♀ 3 tips 25	4	9-8 75	J: Cameron Noble ⁵ T: Ismail Mohammed ⁶⁷	79 91	15/8
2 ⁽⁷⁾ 24718	Agincourt ♀ D 29	3	9-5 75	J: Shane Gray T: David O'Meara ³³	- 85	22/1
3 ⁽⁴⁾ 227	Wind Storm ♀ 2 tips 148	3	9-3 73	J: Clifford Lee ³ T: ¹ K R Burke ⁵³	50 84	10/1
4 ⁽⁸⁾ 042218	Catoca ♀ D 3 tips 23	3	9-3 73	J: Gerald Mosse T: Ed Walker ⁶²	70 87	11/2
5 ⁽⁵⁾ 162310	Plansina ♀ CD 58	3	9-3 73	J: Jamie Gormley ³ T: Roger Fell ⁴¹	64 83	12/1
6 ⁽⁹⁾ 42/07-	Midnight Vixen ♀ 490	4	8-12 65	J: Tom Marquand T: ¹ David Simcock ⁵⁵	- -	25/1
7 ⁽¹⁾ 765354	Ce La Vie ♀ 29	4	8-12 65	J: Callum Rodriguez T: Keith Dalgleish ³⁸	- 88	11/1
8 ⁽⁶⁾ 4-5972	Private View v ♀ 2 tips 17	3	8-11 67	J: David Egan T: Sir Michael Stoute ⁶⁰	62 88	10/3
9 ⁽²⁾ 558745	Corked w ¹ ♀ 88	5	8-9 62	J: Cam Hardie T: Alistair Whillans	- 88	40/1

First, make sure the horses are in order according to their cloth number. Next, scroll to the bottom of the screen and find the Going, Distance and Course figures.

BY HORSE	GOING	DISTANCE	COURSE
Corked	1 - 9 11%	0 - 10 0%	0 - 2 0%
Midnight Vixen	0 - 0 -	0 - 2 0%	0 - 0 -
Ce La Vie	0 - 1 0%	0 - 8 0%	0 - 1 0%
Plansina	2 - 5 40%	4 - 9 44%	2 - 2 100%
Counter Spirit	2 - 3 67%	0 - 0 -	1 - 2 50%
Private View	0 - 1 0%	0 - 2 0%	0 - 0 -
Wind Storm	0 - 1 0%	0 - 3 0%	0 - 0 -
Catoca	0 - 3 0%	1 - 3 33%	0 - 0 -
Agincourt	0 - 0 -	1 - 2 50%	0 - 0 -

Enter all of them in the calculator; you should end up with the following:

SMALL FIELDS, BIG WINNERS

HORSE	GOING	DISTANCE	COURSE	TYPE	WIN%	RTF%	CLASS	TOTAL	RATING	FRONT	MID-RUNNER	LAGGER
1	2	0	1	1	0	0	0	0	3	21.42857143	0	0
2	0	1	0	0	0	0	0	0	1	7.142857143	0	0
3	0	0	0	0	0	0	0	0	0	0	0	0
4	0	1	0	0	0	0	0	0	1	7.142857143	0	0
5	2	4	2	2	0	0	0	0	8	57.14285714	0	0
6	0	0	0	0	0	0	0	0	0	0	0	0
7	0	0	0	0	0	0	0	0	0	0	0	0
8	0	0	0	0	0	0	0	0	0	0	0	0
9	1	0	0	0	0	0	0	0	1	7.142857143	0	0
10	0	0	0	0	0	0	0	0	0	0	0	0
11	0	0	0	0	0	0	0	0	0	0	0	0

The next step involves finding out how many All-Weather races each horse has won, along with their win percentage. For example, Counter Spirit has two wins from five AW races. You enter 2 under Type and 40 in the Win% column. Do this for every horse. Here's how the table looks now:

HORSE	GOING	DISTANCE	COURSE	TYPE	WIN%	RTF%	CLASS	TOTAL	RATING	FRONT	MID-RUNNER	LAGGER
1	2	0	1	2	40	0	0	0	45	33.06149438	0	0
2	0	1	0	0	0	0	0	0	1	0.734699875	0	0
3	0	0	0	0	0	0	0	0	0	0	0	0
4	0	1	0	1	25	0	0	0	27	19.83689663	0	0
5	2	4	2	2	40	0	0	0	50	36.73499376	0	0
6	0	0	0	0	0	0	0	0	0	0	0	0
7	0	0	0	0	0	0	0	0	0	0	0	0
8	0	0	0	0	0	0	0	0	0	0	0	0
9	1	0	0	1	11.11	0	0	0	13.11	9.631915363	0	0
10	0	0	0	0	0	0	0	0	0	0	0	0
11	0	0	0	0	0	0	0	0	0	0	0	0

The next step is to add the figure for RTF. Counter Spirit's trainer, Ismail Mohammed, has an RTF% figure of 67 so add it under the right column for horse #1. Do the same for every trainer with an RTF figure.

Finally, now is the time to find out the Class of race in which our horses have won an AW race in, and add points accordingly. For instance, one of Counter Spirit's wins was in a Class 5 race while the other was in a Class 6 which means you add 1 point for the Class 5 and nothing for the Class 6, as this race is a Class 5.

Here is the outcome:

HORSE	GOING	DISTANCE	COURSE	TYPE	WIN%	RTF%	CLASS	TOTAL	RATING	FRONT	MID-RUNNER	LAGGER
1	2	0	1	2	40	67	1	113	20.57875471	0	0	0
2	0	1	0	0	0	0	33	0	34	6.191837701	0	0
3	0	0	0	0	0	0	53	0	53	9.651982299	0	0
4	0	1	0	1	25	0	62	1	90	16.39015862	0	0
5	2	4	2	2	40	0	41	1	92	16.75438437	0	0
6	0	0	0	0	0	0	55	0	55	10.01620805	0	0
7	0	0	0	0	0	0	38	0	38	6.920289195	0	0
8	0	0	0	0	0	0	60	0	60	10.92677241	0	0
9	1	0	0	1	11.11	0	0	1	14.11	2.569612646	0	0
10	0	0	0	0	0	0	0	0	0	0	0	0
11	0	0	0	0	0	0	0	0	0	0	0	0

Once again, the favourite has the highest Rating, but there isn't much in it. Counter Spirit has 20.57 points but Plansina has 16.75, and Catoca has 16.39. In this type of race, it isn't easy to make a selection, and it is okay if you wish to avoid making a bet.

Example #3 – Flat Racing

Here's a final example, this time using a Flat race.

SMALL FIELDS, BIG WINNERS

Pontefract 2:00 2:30 3:00 3:30 4:00 4:30 5:00 5:30 Choose Race Winner: £5,822
 Runners: 9 (MAX 17)
 Going: Soft
 Stalls: Inside
 EW Terms:

5:30 Pontefract

22 OCT 2018 RUK

5f (5f3y) Best Flat Races Live On Racing UK Handicap (Class 4) (3yo+ 0-85)

Card Pro Card At-a-glance Odds Live ?

Predictor Settings SELECT BOOKMAKER

BEST ODDS ▾

NO. DRAW FORM	HORSE	AGE	WGT OR	JOCKEY ALLOWANCE TRAINER RTF%	TS RPR	ODDS
6 ⁽⁶⁾ 098177	Van Gerwen Q X (5 tips) 11	5	9-3 75	J: David Allan T: Les Eyre	77 98	3/1
7 ⁽¹⁾ 308077	Pennsylvania Dutch Q X (1 tip) 25	4	9-1 73	J: Kevin Stott T: Kevin Ryan ⁵⁰	77 98	7/2
8 ⁽⁸⁾ 661242	Musharrif Q X (1 tip) 19	6	9-1 73	J: Stevie Donohoe T: Declan Carroll ⁴⁰	85 91	5/1
1 ⁽²⁾ 752108	Arcavallo p Q X (2 tips) 23	3	10-0 88	J: Andrew Mullen T: Michael Dods ²³	65 92	11/2
2 ⁽⁴⁾ 591404	Mr Orange p Q X (3 tips) 25	5	9-7 79	J: Graham Lee T: Paul Midgley ⁴²	84 93	8/1
4 ⁽³⁾ 927117	Stewardess Q X (1 tip) 52	3	9-4 78	J: David Nolan T: Richard Fahey ⁴⁷	78 91	11/1
9 ⁽⁵⁾ 952408	Afandem b Q X (1 tip) 16	4	9-1 73	J: Rachel Richardson T: Tim Easterby ⁴⁴	82 93	18/1
3 ⁽⁹⁾ 234559	Red Pike Q X 44	7	9-7 79	J: Harry Russell ⁷ T: Bryan Smart ⁴⁴	83 95	18/1
5 ⁽⁷⁾ 018909	Tylery Wonder v Q X (2 tips) 13	8	9-3 75	J: P J McDonald T: Paul Midgley ⁴²	85 94	20/1

This is possibly one of the best race types for using this strategy because, as you can see, it is fiendishly tough to call. Of the nine runners in this Class 4 event, five are at odds of 8/1 or less, there is no clear favourite, and you can't even eliminate the outsiders.

Once again, the first step is to reorder the card by cloth number (which I did not do above as a means of showing you how competitive this race is), then enter the Going, Distance, and Course calculations:

HORSE	GOING	DISTANCE	COURSE	TYPE	WIN%	RTF%	CLASS	TOTAL	RATING	FRONT	MID-RUNNER	LAGGER
1	0	2	1	0	0	0	0	3	11.11111111	0	0	0
2	0	0	3	0	0	0	0	3	11.11111111	0	0	0
3	0	0	0	0	0	0	0	0		0	0	0
4	0	0	0	0	0	0	0	0		0	0	0
5	1	5	0	0	0	0	0	6	22.22222222	0	0	0
6	1	3	2	0	0	0	0	6	22.22222222	0	0	0
7	1	0	0	0	0	0	0	1	3.703703704	0	0	0
8	0	4	0	0	0	0	0	4	14.81481481	0	0	0
9	1	3	0	0	0	0	0	4	14.81481481	0	0	0
10	0	0	0	0	0	0	0	0		0	0	0
11	0	0	0	0	0	0	0	0		0	0	0

From the initial calculations, outsider Tylery Wonder and the current favourite, Van Gerwen, are the early leading contenders. Will things change once I enter the number of wins and win %? Remember, this is a Flat race so ignore all National Hunt or All-Weather races on a horse's record.

SMALL FIELDS, BIG WINNERS

HORSE	TYPE	WIN%	RTF%	CLASS	TOTAL	RATING	FRONT	MID-RUNNER	LAGGER
1	3	25	0	0	31	14.54170185	0	0	0
2	7	21.21	0	0	31.21	14.64021015	0	0	0
3	5	11.36	0	0	16.36	7.674265879	0	0	0
4	2	14.28	0	0	16.28	7.636738906	0	0	0
5	8	13.33	0	0	27.33	12.82015198	0	0	0
6	4	16	0	0	26	12.19626607	0	0	0
7	2	13.33	0	0	16.33	7.660193264	0	0	0
8	5	14.28	0	0	23.28	10.920349	0	0	0
9	4	17.39	0	0	25.39	11.9101229	0	0	0
10	0	0	0	0	0		0	0	0
11	0	0	0	0	0		0	0	0

The calculator at this point only serves to emphasise the competitive nature of this race. You could almost throw a blanket over the field, not helped by the fact that all nine horses have at least two Flat wins. Let's see if the Class of win and trainer RTF% will help clear things up a bit.

HORSE	GOING	DISTANCE	COURSE	TYPE	WIN%	RTF%	CLASS	TOTAL	RATING	FRONT	MID-RUNNER	LAGGER
1	0	2	1	3	25	23	1	55	9.88884893	0	0	0
2	0	0	3	7	21.21	42	3	76.21	13.7023985	0	0	0
3	0	0	0	5	11.36	44	4	64.36	11.5717933	0	0	0
4	0	0	0	2	14.28	47	0	63.28	11.37761156	0	0	0
5	1	5	0	8	13.33	42	0	69.33	12.4653889	0	0	0
6	1	3	2	4	16	0	1	27	4.854543493	0	0	0
7	1	0	0	2	13.33	50	2	68.33	12.285591	0	0	0
8	0	4	0	5	14.28	40	0	63.28	11.37761156	0	0	0
9	1	3	0	4	17.39	44	0	69.39	12.47617678	0	0	0
10	0	0	0	0	0	0	0	0		0	0	0
11	0	0	0	0	0	0	0	0		0	0	0

Overall, Mr. Orange appears to offer value at 8/1, although the closeness of the final Ratings means you may wish to swerve this particular race and any events like it.



























2.

Staking & Trading

Although you are free to simply back any horse that heads the Ratings to win (or each-way if the odds are long enough), there is potentially a way to lay the horse(s) in question to reduce your liability, or perhaps even to make a small profit regardless of the outcome. I am of course referring to back-to-lay on the Betfair Exchange.

Example #1

In the first example, I am showing you a race where the calculator threw up two likely contenders. As you can see, there is practically nothing between Mercers Court and Boric in the ratings. You can back Boric because the odds say he is more likely to win, or Mercers Court because there is more value.

NO.	HORSE	AGE	WGT OR	JOCKEY	ALLOWANCE	TS	RPR	ODDS
FORM				TRAINER	RTF%			
1 1P-690	 Henri Parry Morgan tp ♀   X 7	10	11-12 136	J: Sean Bowen T: Peter Bowen ⁵³		104	148	9/2
2 -1P722	 Easy Street ♀   X  1 tip 43	8	11-8 132	J: Richie McLernon T: Jonjo O'Neill ⁴⁵		108	146	12/1
3 U91125	 Red Giant v ♀   X  1 tip 26	7	11-6 130	J: Sean Quinlan T: Jennie Candlish ⁶⁴		109	144	9/1
4 9-4422	 Fact Of The Matter tv ♀   X  2 tips 26	8	11-6 130	J: Page Fuller ³ T: Jamie Snowden ⁵⁶		121	143	6/1
5 21-103	 Brian Boranha ♀   X 41	7	11-6 130	J: Henry Brooke T: Peter Niven		73	143	13/2
6 345111	 Mercers Court ♀   X  5 tips 16	10	11-0 124	J: Wayne Hutchinson T: Neil King ⁷⁵		113	147	11/2
7 2P4-22	 Boric p ♀   X  3 tips 24	10	10-10 120	J: Callum Bewley T: Simon Waugh ¹⁰⁰		88	149	9/4

SMALL FIELDS, BIG WINNERS

HORSE	GOING	DISTANCE	COURSE	TYPE	WIN%	RTF%	CLASS	TOTAL	RATING	FRONT	MID-RUNNER	LAGGER
1	1	0	0	3	13.63	53	1	71.63	11.8031868439699	0	0	0
2	4	0	0	4	23.53	45	0	76.53	12.6106085323051	0	0	0
3	4	0	0	3	15.79	64	0	86.79	14.3012506797172	0	0	0
4	4	0	0	4	30.77	56	1	95.77	15.7809745085438	0	0	0
5	2	0	0	2	28.57	0	0	32.57	5.36688252838335	0	0	0
6	8	0	0	8	30.77	75	0	121.77	20.0652528548124	0	0	0
7	2	0	1	4	14.81	100	0	121.81	20.0718440522682	0	0	0
8	0	0	0	0	0	0	0	0		0	0	0
9	0	0	0	0	0	0	0	0		0	0	0
10	0	0	0	0	0	0	0	0		0	0	0
11	0	0	0	0	0	0	0	0		0	0	0

Alternatively, you can back both and trade in such a way that cashing out for profit becomes a possibility if you're not feeling bold enough to risk your entire stake on the race. What I have elected to do, for the purposes of this guide, is to back both horses at £5 apiece and trade in-play to see if a guaranteed profit is possible.

As there are two horses to consider, I am going to check out their respective running styles to see if either one is likely to race prominently, and thus benefit from shorter odds in-running. If you go down this route, focus on the previous four races of the same type. This is a National Hunt Handicap Chase, so you should only look at the last four Chase runs of each horse.

First up is Mercers Court.

6. Mercers Court (IRE) ▼

[Track Horse](#)

10yo (13May08 b g) Sire [Court Cave](#) (IRE) (12f)
 Trainer [Neil King](#) (Last 14 days: 4-8, 50%) Dam [Wikki's Dream](#) (IRE)
 Owner [David Nott, Ken Lawrence, Tim Messom](#) Dam's Sire [Kahyasi](#) (IRE) (12.8f)
 A J Thompson until 14 Dec 2013 Breeder [Alistair Thompson](#)

DECLARED Today 4:25 [Sedgefield](#) 3m5f Jockey [Wayne Hutchinson](#) (Last 14 days: 5-18, 28%) RPR 147 11/2
 Comment Stays 3m2f well; resurgent to win last three starts and needs respect

Form

Entries

Stats

Quotes

Pedigree

Sales

Notes

?

Race Record Jumps placings: 7/518244/2U231/43341650521/11P5411F32/4P5F7P77-624345111

LIFETIME RECORD	RUNS	WINS	2NDS	3RDS	WINNINGS	EARNINGS	OR	BEST TS	BEST RPR
Chase	26	8	2	2	£45,784	£55,048	124	118	139
Hurdle	19	2	3	3	£6,498	£14,056	111	107	126
NHF	4	0	1	0	—	£559	—	57	107
PTP	1	1	0	0	—	—	—	—	87
Rules Races	49	10	6	5	£52,282	£69,663	—	—	—

Form Non-Runner Info Breaks (50+ days) My Rating

DATE	COURSE / CLASS / TYPE / PRIZE	DIST.	GNG.	WGT / HDGR	POS. FINISH DIST / WINNER OR RUNNER-UP / WGT	SP	JOCKEY	OR	TS	RPR
▶ 05Oct18	Fontwell C4HcCh 5K	3m2f	Gd	11-2	1/5 by 9L Kilfinichen Bay 10-9	6/4F	Bryony Frost	116	68	130
▶ 30Aug18	Fontwell C4HcCh 5K	3m2f	Gd	11-3 p	1/6 by 5L Kings Temptation 11-4	9/4F	W Hutchinson	109	66	121
▶ 22Aug18	Worcester C5HcCh 3K	2m7f	Gd	11-11 p	1/8 by 2½L Withoutdefavourite 10-6	3/1J	Mr J Andrews ⁷	102	99	118
▶ 26Jul18	Worcester C4HcCh 5K	2m7f	Gd	11-6	5/12 btn 50L Cruising Bye 11-2	10/1	Mr J Andrews ⁷	106	46	80
▶ 01Jul18	Carmel C4HcCh 5K	3m1½f	GF	11-7	4/8 btn 22L Kilfinichen Bay 11-11	4/1C	Bryony Frost ³	108	66	99
▶ 20Jun18	Uttoxeter C4HcCh 5K	3m2f	Gd	11-0	3/12 btn 13½L Fort Gabriel 11-6	7/1	Bryony Frost ³	109	58	110
▶ 03Jun18	Fakenham C3HcCh 10K	3m	Gd	10-7	4/5 btn 8¾L Princeton Royale 11-9	11/4	Bryony Frost ³	111	—	111

First of all, make sure you press the 'Chase' button under the horse's Lifetime Record. Next, click on the date of the race to receive the full result and a short report of each horse's performance. What we are looking for here is evidence that the horse is a front-runner.

Beneath the 'Front' tab in the calculator, you add a point each time that the words **led**, **prominent**, or anything else that suggests the horse was at or near the front is mentioned. You also have the option of placing a point in the 'Mid-Runner' or 'Lagging' sections which would effectively subtract a point from a horse's front-runner status.

SMALL FIELDS, BIG WINNERS

< 5:00 > Fontwell

5 Oct 2018

James Todd Conditional Jockeys' Handicap Chase

(Class 4) (0-120, 4yo+) (3m1f210yds) 3m2f Good 19 fences






1st £4,726.47 2nd £1,467.57 3rd £790.23

Full Race Replay

Closing Stages Replay

Pedigrees

Comments

Result	Analysis	My Ratings	Past Winners			JOCKEY	TRAINER	AGE	WGT	OR	TS	RPR	MR
POS.	HORSE / SP												
< 1	 3. Mercers Court (IRE) 6/4F			J: Bryony Frost	T: Neil King	10	11-2	116	68	130	-		
Settled in 4th, went 3rd at 7th and let two tearaways get on with it, awkward 10th, 10 lengths 3rd at 13th, closed to go 2nd after 16th, urged to challenge 2 out, led before last, idling but soon drew clear													
< 2	9  5. Kilfinichen Bay (IRE) 9/2			J: Jordan Nailor ^b	T: Charlie Longsdon	10	10-9 tp	114	59	120	-		
Ridden to begin, 2nd in fast race until led 6th, not fluent 9th, headed 13th, led again 16th and ridden 6 lengths clear briefly, edged left 2 out and headed before last, soon beaten													
< 3	41 [50]  1. Accord (IRE) 14/1			J: Mitchell Bastyan	T: David Bridgwater	8	11-4 hp ¹	118	30	85	-		
3rd until 7th, soon behind, lost touch 10th, tailed off when not fluent 15th, left 3rd 2 out													
< PU	 4. Strumble Head (IRE) 10/1			J: James Bowen	T: Peter Bowen	13	11-0 b	114	-	-	-		
Led at strong pace until 6th, not fluent 8th, 2nd until led again 13th, headed and slow 16th, faded rapidly, remote 4th when pulled up 2 out													
< PU	 2. Waterloo Warrior (IRE) 15/8			J: Angus Cheleda ^b	T: Colin Tizzard	6	10-9 tb	117	-	-	-		
Always in last and jumping slowly, 20 lengths behind after 4th, never travelling, blundered 11th, tailed off after, pulled up 3 out													

In Mercers Court's last race, he **led** before coming to the last fence. In this instance, you add a point to the Front section for Mercers Court. Here is the report from his second last race.

< 6:05 > Fontwell

30 Aug 2018

Avantis Wealth - A F.R.E.S.H Approach To Investments Handicap Chase

(Class 4) (0-115, 4yo+) (3m1f210yds) 3m2f Good 19 fences





1st £4,613.58 2nd £1,354.68 3rd £677.34 4th £350 5th £350

Full Race Replay

Closing Stages Replay

Pedigrees

Comments

Result	Analysis	My Ratings	Past Winners			JOCKEY	TRAINER	AGE	WGT	OR	TS	RPR	MR
POS.	HORSE / SP												
< 1	 4. Mercers Court (IRE) 9/4F			J: Wayne Hutchinson	T: Neil King	10	11-3 5/7 p	109	66	121	-		>
Always prominent, led 10th, hit 15th, stayed on well from 2 out, ridden out (op 15/8)													
< 2	5  3. Kings Temptation 7/2			J: Kielan Woods	T: Ben Case	6	11-4 t	110	63	117	-		>
Close up, lost place after 7th, headway 14th, tracked winner after 4 out, ridden and every chance next, jumped right last 2, stayed on same pace (op 3/1 tchd 11/4)													
< 3	6 [11]  6. Desert Retreat (IRE) 6/1			J: Aidan Coleman	T: Lawney Hill	7	11-2 tb	108	56	113	-		>
Held up but in touch, struggling after 12th, headway after 4 out to close on front pair, jumped badly right from next, stayed on same pace (tchd 11/2)													
< 4	28 [39]  1. The Wicket Chicken (IRE) 5/2			J: Tom Scudamore	T: Neil Mulholland	6	11-6 p	112	38	93	-		>
Close up, hit 2nd, not fluent and dropped to rear 4th, headway 12th, pushed along after next, struggling in last pair 4 out, soon weakened, tailed off (op 5/1)													
< 5	16 [55]  2. Better Days (IRE) 10/1			J: Sam Twiston-Davies	T: Nigel Twiston-Davies	7	11-4	110	23	71	-		
Close up, ridden after 15th, weakened after 4 out, tailed off (op 12/1 tchd 14/1)													
< PU	 7. Leg Lock Luke (IRE) 10/1			J: Tom O'Brien	T: Colin Tizzard	8	11-1 tb	107	-	-	-		>
Led until 10th, soon pushed along but remained prominent until slow jump 4 out, soon driven in held 3rd, weakened before next, pulled up before last (op 9/1)													

SMALL FIELDS, BIG WINNERS

As you can see, he was **always prominent** and **led** at the 10th fence. In this instance, I have awarded Mercers Court two points.

HORSE	GOING	DISTANCE	COURSE	TYPE	WIN%	RTF%	CLASS	TOTAL	RATING	FRONT	MID-RUNNER	LAGGER
1	1	0	0	3	13.63	53	1	71.63	11.8031868439699	0	0	0
2	4	0	0	4	23.53	45	0	76.53	12.6106085323051	0	0	0
3	4	0	0	3	15.79	64	0	88.79	14.3012506797172	0	0	0
4	4	0	0	4	30.77	56	1	95.77	15.7809745085438	0	0	0
5	2	0	0	2	28.57	0	0	32.57	5.36668252838335	0	0	0
6	8	0	0	8	30.77	75	0	121.77	20.0652528548124	5	0	0
7	2	0	1	4	14.81	100	0	121.81	20.0718440522682	0	0	0
8	0	0	0	0	0	0	0	0		0	0	0

Overall, I gave Mercers Court five points in total.

Now, it is the turn of **Boric**.

< 5:10 > Perth

27 Sep 2018

Star Pubs And Bars Handicap Chase

(Class 4) (0-120, 4yo+) (2m7f180yds) 3m Good 18 fences

1st £5,588.28 2nd £1,640.88 3rd £820.44 4th £410.22 5th £350 6th £350 7th £350

Full Race Replay

Closing Stages Replay

Pedigrees







Comments

Result

Analysis

My Ratings

Past Winners

POS.	HORSE / SP	JOCKEY TRAINER	AGE	WGT	OR	TS	RPR	MR
< 1	 1. Belmount (IRE) 11/4F	J: Sam Twiston-Davies T: Nigel Twiston-Davies	9	12-0 p	122	48	131	-
Close up, led 7th, made rest, ridden and stayed on strongly from 2 out (tchd 3/1)								
< 2	3½  4. Boric 5/1	J: Callum Bewley T: Simon Waugh	10	11-11 p	119	42	124	-
Chased leaders, effort and ridden 3 out, chased winner run-in, kept on, not pace to challenge (op 7/2)								
< 3	1¼ [4%]  7. Amilliontimes (IRE) 13/2	J: Brian Hughes T: Jackie Stephen	10	11-2 t	110	32	115	-
Held up in touch, headway before 13th, chased winner 3 out to run-in, kept on same pace (tchd 6/1 and tchd 7/1)								
< 4	8 [12%]  5. Ganbei 6/1	J: Harry Bannister T: Michael Easterby	12	11-5 p	113	28	111	-
Behind, soon niggled along, headway before 13th, effort before 3 out, outpaced from next, broke blood vessel (op 9/2 tchd 4/1)								
< 5	7 [19%]  6. Shanroe Street (IRE) 13/2	J: Derek Fox T: Lucinda Russell	8	11-4	112	21	103	-
Led to 7th, pressed winner to 3 out, ridden and weakened from next (op 17/2)								
< 6	7 [26%]  8. Quick Brew 22/1	J: Dale Irving ³ T: Maurice Barnes	10	10-8 tv	105	8	92	-
Held up behind leading group, driven and outpaced after 5 out, no danger after (op 16/1 tchd 25/1)								

In this screenshot, there is no mention of Boric leading or featuring prominently. As a result, I can't award him any front-running points. Overall, I was only able to give Boric a single point which meant that Mercers Court was clearly the best back-to-lay option.

In-Play Trading

It should go without saying that you must only bet what you can afford. For the sake of this guide, I bet £5 on Boric and Mercers Court. As the latter represents a back-to-lay opportunity, I decided to place a 'lay' bet at 15% below the 'back' price in the anticipation that his odds will fall as he races near the front.

SMALL FIELDS, BIG WINNERS

16:25 Sedgefield
Sun 21 Oct | 3m5f Hcap Chs

Live Stream Radio Tote
 Form & Results Multiples

Backer's odds: 5.9, Backer's stake: 5, Payout: £24.50
 Ref: 141927181542 Submitted: 16:09 21-Oct-18
 During In-Play Cancel Keep

Order by matched date

Odds: 3.6, Stake: £5.00, Profit: £13.00
 Odds: 7, Stake: £5.00, Profit: £30.00

Bet info
 Matched bets Consolidate Average odds

Matched: GBP 380,663

Liability: £10.00 **Cash Out £7.72** Profit: -£2.28

7 selections	103.3%	Back all	BSP	Lay all	99.0%
7 Boric Callum Bewley £8.00	3.9 £33	3.95 £17	4 £12	3.99	4.1 £56
4 Fact of The Matter Page Fuller -£10.00	5.9 £8	6 £11	6.2 £33	5.50	6.6 £30
1 Henri Parry Morgan Sean Bowen -£10.00	4.8 £37	4.9 £14	5 £20	6.27	5.1 £9
6 Mercers Court Wayne Hutchinson £25.00	9 £25	9.4 £9	9.8 £223	11.0	10.5 £33
5 Brian Boranha Henry Brooke -£10.00	7.2 £25	7.4 £20	7.6 £10	9.20	8 £12
2 Easy Street Richie McLernon -£10.00	13.5 £55	14 £55	14.5 £34	11.2	15 £23
3 Red Giant Sean Quinlan -£10.00	8 £5	8.2 £62	8.4 £8	9.80	9 £3

I backed Boric at 3.6 and Mercers Court at 7.0. I also placed a 'lay' bet on Mercers Court at 5.9. If it gets matched, I automatically reduce liability and increase my chances of laying in-running for a profit.

Timing is everything when it comes to this kind of bet. For this guide, I was merely focusing on getting screenshots of the bets in action while also trying to record everything! In reality, it is probably best to place your bets close to the start of the race. In this instance, doing so would mean you could have backed Mercers Court at a whopping 11.0!

16:25 Sedgefield
Sun 21 Oct | 3m5f Hcap Chs

Live Stream Radio Tote
 Form & Results Multiples

Order by matched date

Odds: 3.6, Stake: £5.00, Profit: £13.00
 Odds: 7, Stake: £5.00, Profit: £30.00

Backer's odds: 5.9, Backer's stake: £5.00, Payout: £24.50

Bet info
 Matched bets Consolidate Average odds

Matched: GBP 437,134

Liability: £5.00 **Cash Out £7.09** Profit: £2.09

7 selections	102.5%	Back all	BSP	Lay all	99.5%
7 Boric Callum Bewley £13.00	2.88 £6	2.9 £37	2.92 £10	3.99	2.96 £80
4 Fact of The Matter Page Fuller -£5.00	65 £2	100 £45	1000 £635	5.50	2.98 £2
1 Henri Parry Morgan Sean Bowen -£5.00	7.4 £15	7.6 £13	7.8 £20	6.27	8 £6
6 Mercers Court Wayne Hutchinson £0.50	5 £50	5.1 £16	5.2 £13	11.0	9 £13
5 Brian Boranha Henry Brooke -£5.00	4.6 £3	4.7 £8	4.8 £22	9.20	5.5 £6
2 Easy Street Richie McLernon -£5.00	50 £2	100 £46	1000 £663	11.2	5.6 £24
3 Red Giant Sean Quinlan -£5.00	6.2 £3	6.4 £10	6.6 £16	9.80	5.1 £17

As it transpired, I was still able to get my 5.9 lay bet matched because Mercers Court started to feature prominently. At this point, you have three options:

1. Cash out for a guaranteed profit of £2.09, but be quick about it!
2. Wait a little longer to see if you can earn an even greater profit.
3. Do nothing and hope Boric wins; if Mercers Court wins you end up with less profit than you have right now.

SMALL FIELDS, BIG WINNERS

It is entirely up to you and depends on the level of risk you are willing to tolerate. As it happens, neither horse won as Brian Boranha defeated Mercers Court by nine lengths.

I must also point out that the nature of the race also dictates cash out options. In this example, the race was a gruelling 3m 5f Chase. There is the possibility that one or both horses could fall or pull-up so bear that in mind. If the race is a 5f dash, you have little time to decide whether to cash out or not.

Example #2 – When There is One Clear Contender

Plumpton 2:20 2:50 3:20 3:50 4:20 4:50 5:20 Choose Race Winner: £3,314
 Runners: 6 (MAX 15)
 Going: Good To Firm
 No. of fences: 14
 EW Terms:

2:50 Plumpton
 22 OCT 2018 ATR

2m3½f (2m3f164y) Jeremy Kyle Josh Gifford Memorial Handicap Chase (For The Josh Gifford Memorial Trophy)
 (Class 5) (4yo+ 0-100)

Card **Pro Card** At-a-glance Odds Live ? SELECT BOOKMAKER

Predictor Settings **BEST ODDS**

NO. FORM	HORSE	AGE	WGT OR	JOCKEY ALLOWANCE TRAINER RTF%	TS RPR	ODDS
2 8340-2	King Cnut ♀ 29	4	11-7 102	J: Tom Cannon T: Chris Gordon ³³	81 100	6/4
3 5-43P6	Baily Sunset h ♀ 15	7	11-5 90	J: Richard Johnson T: Warren Greatrex ⁶⁷	56 82	3/1
6 PTU427	Mr Mulliner b ♀ 16	9	10-0 71	J: Paddy Brennan T: Paul Henderson	- -	11/2
4 4533-6	Remember Forever ♀ 162	8	10-12 83	J: Andrew Glassonbury T: Richard Rowe	88 100	7/1
1 /5UP-P	Britanio Bello ♀ 16	7	11-12 97	J: Joshua Moore T: Gary Moore ³⁸	40 83	12/1
5 P3-888	Keppel Isle b ♀ 27	9	10-8 79	J: Robert Dunne T: Tom Gretton	67 92	16/1

The second example is a Handicap Chase race over 2m 3½f. As a result, you have time to lay in-play if the need arises. Let's see if the clear favourite, the provocatively named King Cnut, is worthy of the status.

HORSE	GOING	DISTANCE	COURSE	TYPE	WIN%	RTF%	CLASS	TOTAL	RATING	FRONT	MID-RUNNER	LAGGER
1	0	0	0	0	0	0	38	0	38	19.96217693	0	0
2	0	0	0	0	0	0	33	0	33	17.3355747	0	0
3	0	0	0	0	0	0	67	0	67	35.19646985	0	0
4	1	3	1	3	23.08	0	4	35.08	18.42824123	0	0	0
5	0	0	0	1	14.28	0	1	16.28	8.552216852	0	0	0
6	0	1	0	0	0	0	0	1	0.525320445	0	0	0
7	0	0	0	0	0	0	0	0	0	0	0	0

Overall, the second favourite, Baily Sunset, is the clear Rating leader with almost double the points of King Cnut in second place.

In this instance, you can back Baily Sunset to win, and see what happens. Alternatively, you can perform a previous run check to see if this horse is likely to lead.

SMALL FIELDS, BIG WINNERS

Baily Sunset has just three Chase races in his career to date.

< 5:05 > **Uttoxeter**

7 Oct 2018

Marston's Kaltenberg Handicap Chase

(Class 5) (0-100, 4yo+) (2m6f108yds) 2m6½f Good 16 fences

1st £3,313.98 2nd £973.08 3rd £486.54 4th £450 5th £450 6th £450 7th £450

Full Race Replay

Closing Stages Replay

Pedigrees

Comments

Result	Analysis	My Ratings	Past Winners								
POS.	HORSE / SP	JOCKEY	TRAINER	AGE	WGT	OR	TS	RPR	MR		
< 1	 3. Polished Rock (IRE) 15/8F	J: Tom Cannon T: Johnny Farrelly		8	11-11 tp ¹	99	86	110	-		
Always prominent, chased leader 6th to 12th, led approaching 3 out, shaken up before last, ridden out (op 5/2)											
< 2	8  2. Cernunnos (FR) 8/1	J: A P Heskin T: Tom George		8	11-12 t	100	80	104	-		
Held up in touch, chased winner 2 out, soon ridden, stayed on same pace last (op 7/1)											
< 3	8 [10]  8. Psychocandy (IRE) 11/2	J: Robert Dunne T: Ian Williams		6	10-7 tp	81	53	79	-	>	
Led to 1st, chased leader to 3rd, remained handy, chased leader 12th, every chance 3 out, lost 2nd next, ridden and hung left approaching last, soon weakened (op 9/2)											
< 4	¾ [10¾]  4. Follow The Swallow (IRE) 14/1	J: Miss Lilly Pinchin ⁷ T: Graeme McPherson		10	11-0 tb ¹	95	67	90	-		
Held up, mistake and hampered 11th, mistake 4 out, ran on flat, never nearer (op 12/1)											
< 5	7 [23¾]  6. Silent Account (IRE) 10/1	J: Paddy Brennan T: Conor Dore		7	11-4 tp ¹	92	57	82	-		
Held up, mistake 8th, headway next, ridden and weakened approaching 2 out (op 16/1)											
< 6	10 [33¾]  7. Baily Sunset (IRE) 7/1	J: Richard Johnson T: Warren Greatrex		7	11-3 w ² h	91	47	73	-		
Raced keenly, led 1st, not always fluent, headed approaching 3 out, weakened before next (op 6/1)											

In his last race at Uttoxeter, Baily Sunset finished sixth but led by the first fence. You would add a point to his front-running status. Alas, that is the only evidence of front-runner in his Chase career to date, so if you back this horse to win, it isn't a good idea to hope it races to the front so you can cash out.

Even so, you can place a back bet on Betfair and try to make a slight profit if that is your goal.

14:50 Plumpton
Mon 22 Oct | 2m4f Hcap Chs

Live Stream Radio Total Form & Results Multiples

Place bets Open bets

Receipt

Unmatched bets

At In-Play Cancel Keep Take SP

	Backer's odds	Backer's stake	Your liability
Lay (Bet Against)			
Baily Sunset	3.75	£5.00	£13.75

Ref: 142016083802 Submitted: 13:58 22-Oct-18

Cancel unmatched above Update

Liability: £5.00 Cash Out £4.93 Profit: -£0.07

	101.3%	Back all	BSP	Lay all	98.5%
2 King Cnut Tom Cannon	2.68 £82	2.72 £9	SP	2.78 £12	2.82 £37
3 Baily Sunset Richard Johnson	3.85 £48	3.95 £71	SP	4 £239	4.2 £38
6 Mr Mulliner Paddy Brennan	6 £92	6.2 £57	SP	6.6 £21	7 £49
4 Remember Forever Andrew Glassonbury	7.6 £38	7.8 £61	SP	8.2 £17	8.4 £19
1 Britanio Bello Joshua Moore	12.5 £16	13 £26	SP	14.5 £17	15.5 £7
5 Keppel Isle Robert Dunne	25 £5	26 £23	SP	30 £2	34 £34

In the screenshot above, I bet £5 on Baily Sunset to win at odds of 3.95. I also placed a lay bet of the same amount at odds of 3.75. If it got matched, the profit would be £1, a profit of 20%.

SMALL FIELDS, BIG WINNERS

Remember, timing is absolutely everything in terms of making a bet. If you get a very good price for your horse with the back bet, you can easily get a 10-20% profit on any selection by choosing a lay bet. If you do this before the race begins, make sure you press the 'Keep' button and click on 'Update.' You will receive your profit instantly if anyone matches the lay bet.

At the risk of repeating myself, only back horses using this system if you believe they have a realistic shot of winning. By doing that, at least you give yourself a fighting chance of a profit if your lay bets don't get matched.

14:50 Plumpton
Mon 22 Oct | 2m4f Hcap Chs

Live Stream Radio Tote Form & Results Multiples

Win Each Way Place 3 Places AvB Forecast How Fa...

Going In-Play Cash Out Rules Pin Betfair SP [?] Timeform Matched: GBP 69,667 Refresh

Liability: £5.00 Cash Out £3.87 Profit: -£1.13

6 selections		101.3%		Back all	BSP	Lay all	98.8%	
2	King Cnut Tom Cannon	2.46 £47	2.48 £116	2.5 £168	SP	2.52 £110	2.54 £54	2.56 £53
3	Baily Sunset Richard Johnson	4.8 £160	4.9 £35	5 £34	SP	5.1 £36	5.2 £22	5.3 £37
6	Mr Mulliner Paddy Brennan	6.2 £121	6.4 £56	6.6 £76	SP	6.8 £42	7 £61	7.2 £44
4	Remember Forever Andrew Glassonbury	7 £275	7.2 £29	7.4 £44	SP	7.6 £68	7.8 £56	8 £19
1	Britanio Bello Joshua Moore	10 £95	10.5 £69	11 £98	SP	12 £52	12.5 £26	13 £61
5	Keppel Isle Robert Dunne	26 £10	27 £18	28 £5	SP	30 £8	32 £26	34 £20

Do you remember what I said about timing? Baily Sunset's odds drifted to 5.0 about 20 minutes after I placed a bet at 3.95. As a general rule, you should place your bets fairly close to race time; unless the horse in question is a 'steamer'.

14:50 Plumpton
Mon 22 Oct | 2m4f Hcap Chs

Live Stream Radio Tote Form & Results Multiples

Win Each Way Place 3 Places AvB Forecast How Fa...

Going In-Play Cash Out Rules Pin Betfair SP [?] Timeform Matched: GBP 75,971 Refresh

Liability: £5.00 Cash Out £3.40 Profit: -£1.60

6 selections		101.5%		Back all	BSP	Lay all	98.5%	
2	King Cnut Tom Cannon	2.42 £206	2.44 £80	2.46 £26	SP	2.48 £11	2.5 £29	2.52 £106
3	Baily Sunset Richard Johnson	5.7 £27	5.8 £21	5.9 £14	SP	6 £32	6.2 £39	6.4 £68
6	Mr Mulliner Paddy Brennan	5.9 £94	6 £175	6.2 £50	SP	6.6 £28	6.8 £28	7 £50
4	Remember Forever Andrew Glassonbury	6.8 £204	7 £127	7.2 £50	SP	7.6 £8	7.8 £50	8 £13
1	Britanio Bello Joshua Moore	10 £87	10.5 £26	11 £15	SP	11.5 £42	12 £31	12.5 £27
5	Keppel Isle Robert Dunne	19.5 £31	20 £43	21 £5	SP	22 £4	23 £4	25 £5

12 minutes before the race, and Baily Sunset is now 5.9! ▶

SMALL FIELDS, BIG WINNERS

14:50 Plumpton
Mon 22 Oct | 2m4f Hcap Cns

Live Stream Radio Tote Form & Results Multiples

Place bets Open bets

Receipt

Unmatched bets

Lay (Bet Against) Backer's odds Backer's stake Your liability
Baily Sunset 4.5 £10.00 £35.00
Ref: 142020950401 Submitted: 14:40 22-Oct-18
At In-Play, this unmatched bet will be kept

View open bets

Win Each Way Place 3 Places AvB Forecast How Fa... Matched: GBP 81,899 Refresh

Liability: £10.00 Cash Out £8.43 Profit: £3.57

6 selections 101.4% Back all BSP Lay all 99.3%

Runner	SP	BSP	Lay all	SP	BSP	Lay all
King Cnut Tom Cannon	2.4 £387	2.42 £327	2.44 £75	SP	SP	2.46 £56
Baily Sunset Richard Johnson	5.6 £111	5.7 £97	5.8 £77	SP	SP	5.9 £9
Mr Mulliner Paddy Brennan	6.4 £129	6.6 £87	6.8 £18	SP	SP	7 £44
Remember Forever Andrew Glassonbury	6.8 £113	7 £35	7.2 £8	SP	SP	7.4 £86
Britanio Bello Joshua Moore	9.6 £53	9.8 £41	10 £38	SP	SP	10.5 £55
Keppel Isle Robert Dunne	20 £45	21 £48	22 £9	SP	SP	23 £54

I sensed an opportunity to make hay and placed another £5 back bet, this time at odds of 6.0. Then, set the lay bet at 4.5. As expected, Baily Sunset started well, and the bet was quickly matched.

14:50 Plumpton
Mon 22 Oct | 2m4f Hcap Cns

Live Stream Radio Tote Form & Results Multiples

Place bets Open bets

Win Only Market Refresh

Matched bets Order by matched date

Selection	Odds	Stake	Profit/Liability
Baily Sunset	4.5	£10.00	£35.00
Baily Sunset	6	£5.00	£25.00
Baily Sunset	3.95	£4.33	£12.77
Baily Sunset	3.95	£0.67	£1.98

Liability: £0.00 Cash Out £1.13 Profit: £1.13

6 selections 102.1% Back all BSP Lay all 98.3%

Runner	SP	BSP	Lay all	SP	BSP	Lay all
King Cnut Tom Cannon	2.58 £8	2.6 £3	2.66 £170	2.66	2.68 £2	2.7 £9
Baily Sunset Richard Johnson	3.8 £2	3.85 £9	3.9 £35	6.60	3.95 £3	4.1 £7
Mr Mulliner Paddy Brennan	7.4 £2	7.6 £51	7.8 £3	5.50	8.8 £14	9.2 £10
Remember Forever Andrew Glassonbury	10.5 £18	11 £2	11.5 £25	5.30	13 £17	13.5 £12
Britanio Bello Joshua Moore	7 £25	7.2 £7	7.4 £16	11.5	7.6 £10	8.6 £2
Keppel Isle Robert Dunne	24 £15	25 £8	26 £25	42.0	29 £3	32 £3

At this stage, I could cash out for a 10% profit, or let it ride for a potential 47.5% ROI without any chance of losing money. In the end, I didn't like the way the race was unfolding, so I cashed out, and King Cnut won easily.

Conclusion

Hopefully, you found this guide to be a useful method of breaking down the number of likely contenders in Handicap races. Remember, you can use this system on any Handicap race in the UK, although I strongly recommend focusing on races with 10 or fewer runners for the sake of time.

While this will reduce the number of possible selections each day, that's a good thing because, in horse racing, quantity trumps quality every time. With this system, you'll notice a few interesting contenders at double digit odds each week. Although they certainly won't all win or even place, it doesn't take a huge win rate to benefit. You can also use the system to solidify the claims of obvious favourites. ■

SMALL FIELDS
BIG WINNERS